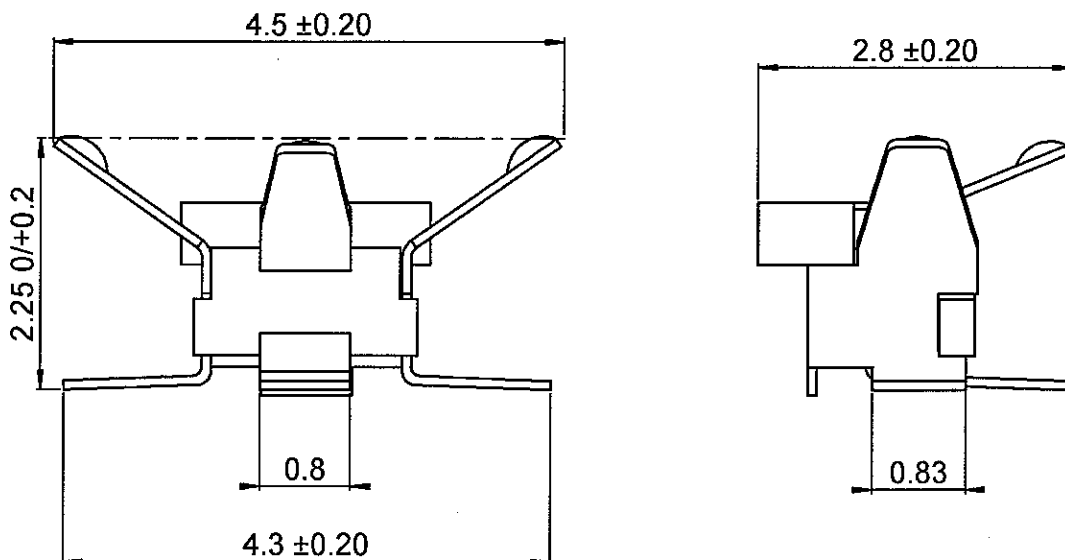


**BOARD TO BOARD ADAPTOR H=2MM**

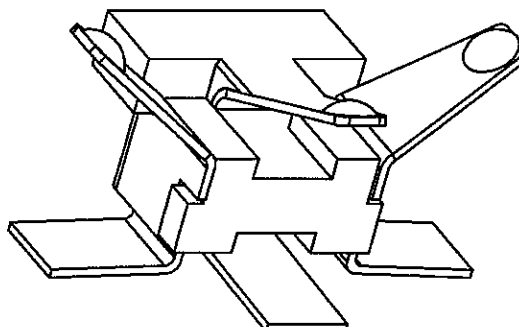
**R107.064.080**

**REEL OF 3500**

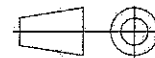
Series : IMP



Scale : 1/1



All dimensions are in mm.



COMPONENTS	MATERIALS	PLATINGS (µm)
BODY	BERYLLIUM COPPER	GOLD 0.5 OVER NICKEL 2
CENTER CONTACT	BERYLLIUM COPPER	GOLD 0.5 OVER NICKEL 2
OUTER CONTACT	BERYLLIUM COPPER	GOLD 0.5 OVER NICKEL 2
INSULATOR	POLYETHER ETHERCETONE 30% GF	
GASKET		
OTHERS PARTS		
-	-	-
-	-	-

Issue : 0444 B

In the effort to improve our products, we reserve the right to make changes judged to be necessary.



**BOARD TO BOARD ADAPTOR H=2MM**

**R107.064.080**

**REEL OF 3500**

Series : IMP

**PACKAGING**

**SPECIFICATION**

Standard	Unit	Other
3500	-	Contact us

**ELECTRICAL CHARACTERISTICS**

**ENVIRONMENTAL**

Impedance		50 Ω
Frequency		0-6 GHz
VSWR	1.5 +	0.000 x F(GHz) Maxi
Insertion loss		0.3 √F(GHz) dB Maxi
RF leakage	-(	NA - F(GHz)) dB Maxi
Voltage rating		100 Veff Maxi
Dielectric withstanding voltage		350 Veff mini
Insulation resistance		3000 MΩ mini

Operating temperature	-40/+90 °C
Hermetic seal	NA Atm.cm3/s
Panel leakage	NA

**OTHERS CHARACTERISTICS**

Assembly instruction

Others :

**MECHANICAL CHARACTERISTICS**

Center contact retention		
Axial force – Mating end		NA N mini
Axial force – Opposite end		NA N mini
Torque		NA N.cm mini
Recommended torque		
Mating		NA N.cm
Panel nut		NA N.cm
Mating life		10 Cycles mini
Weight		0.013 g

Issue : 0444 B

In the effort to improve our products, we reserve the right to make changes judged to be necessary.



**BOARD TO BOARD ADAPTOR H=2MM**

**R107.064.080**

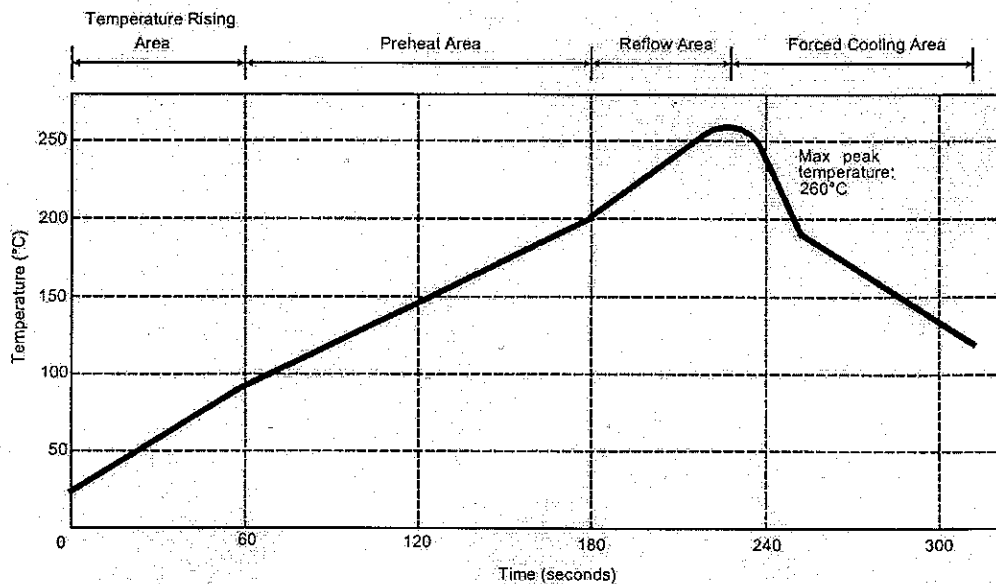
**REEL OF 3500**

Series : IMP

**SOLDER PROCEDURE**

1. Deposition of solder paste 'Sn Ag4 Cu0.5' on mounting zone by screen printing application. We recommend a low residue flux.  
We advise a thickness of 150 microns ( 5.850 microinch ). Verify that the edges of the zone are clean.
2. Placement of the receptacle on the mounting zone with an automatic machine of 'pick and place' type. Video camera is recommended for the positioning of the component. Adhesive agents must not be used on the receptacle.
3. This process of soldering has been tested with convection oven.  
Below please find, the typical profile to use.
4. Cleaning of printed circuit boards.
5. Checking of solder joints and position of the component by visual inspection.

**TEMPERATURE PROFILE**



Parameter	Value	Unit
Temperature rising Area	1 - 4	°C/sec
Max Peak Temperature	260	°C
Max dwell time @260°C	10	sec
Min dwell time @235°C	20	sec
Max dwell time @235°C	60	sec
Temperature drop in cooling Area	-1 to - 4	°C/sec
Max dwell time above 100°C	420	sec

Issue : 0444 B

In the effort to improve our products, we reserve the right to make changes judged to be necessary.



**BOARD TO BOARD ADAPTOR H=2MM**

**R107.064.080**

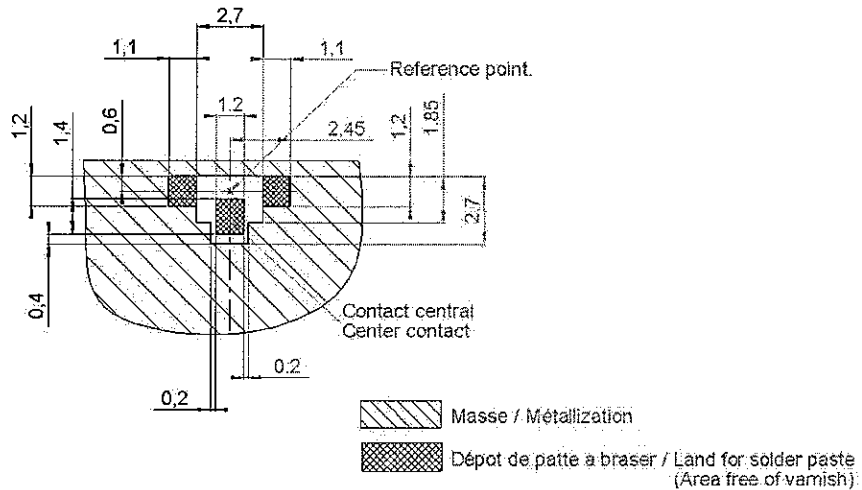
**REEL OF 3500**

Series : IMP

**IMP SERIES INFORMATION**

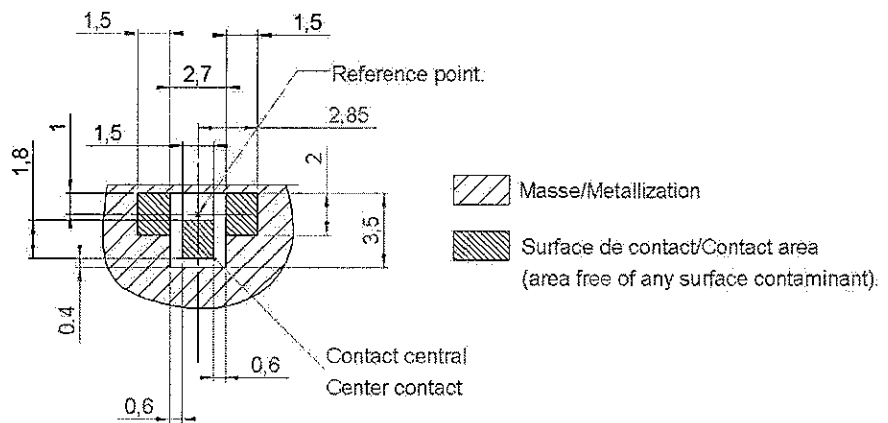
All dimension are in mm

**PCB 1**



Vias and transmission line inside PCB are not represented.  
The impedance of the transmission line should be 50 ohms

**PCB 2**



Vias and transmission line inside PCB are not represented.  
The impedance of the transmission line should be 50 ohms

Issue : 0444 B

In the effort to improve our products, we reserve the right to make changes judged to be necessary.



**BOARD TO BOARD ADAPTOR H=2MM**

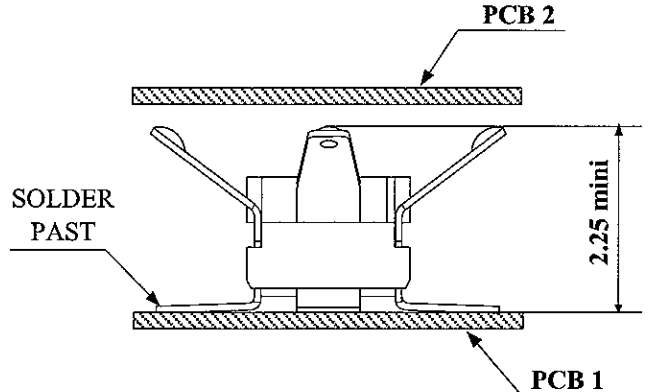
**R107.064.080**

**REEL OF 3500**

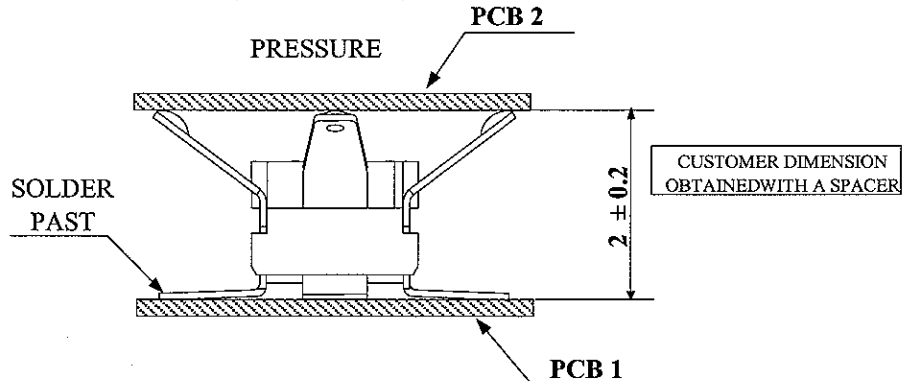
Series : IMP

IMP-SERIES-INFORMATION

CONNECTOR BEFORE PRESSURE



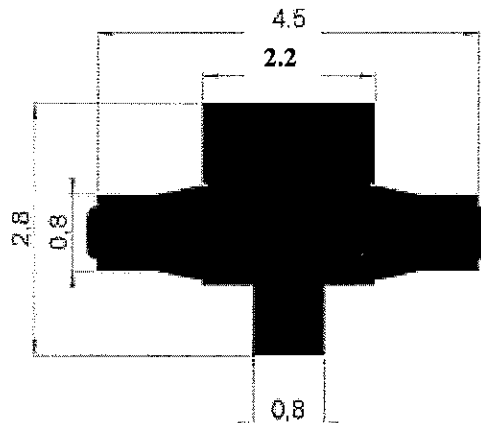
CONNECTOR IN PRESSURE  
(IN WORKING)



THE CONNECTOR IS NOT A SPACER, SO THE  $2 \pm 0.2$  DIMENSION A MUST BE ENSURED WITH AN ADDED PIECE. PART SETTED 10 mm MAX. FAR FROM THE IMP CONNECTOR.

Shadow of IMP receptacle  
for video camera.

All dimensions are in mm.



Issue : 0444 B

In the effort to improve our products, we reserve the right to make changes judged to be necessary.



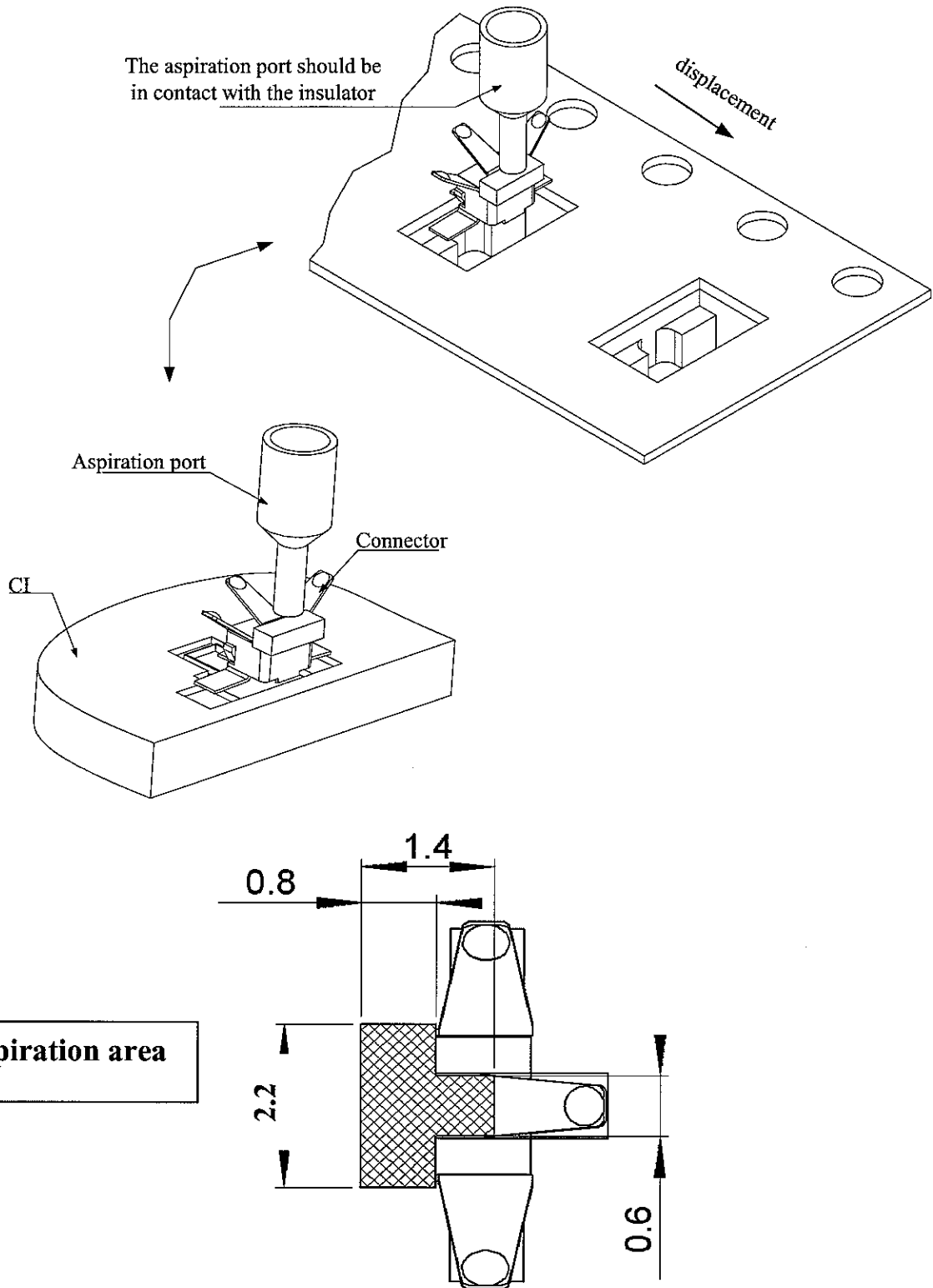
BOARD TO BOARD ADAPTOR H=2MM

**R107.064.080**

REEL OF 3500

Series : IMP

IMP-SERIES-INFORMATION



Issue : 0444 B

In the effort to improve our products, we reserve the right to make changes judged to be necessary.

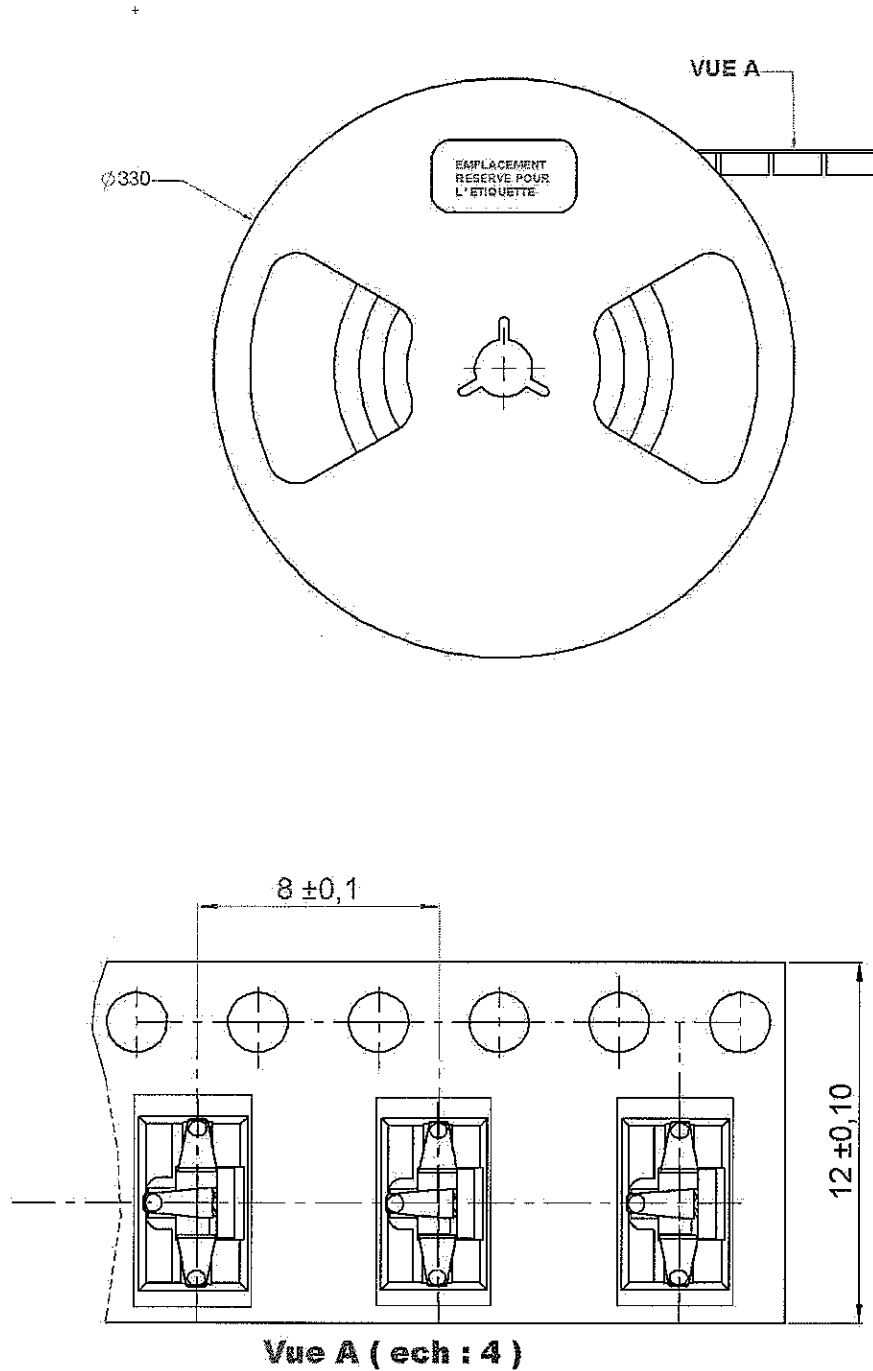


**BOARD TO BOARD ADAPTOR H=2MM**

**R107.064.080**

**REEL OF 3500**

Series : IMP



Issue : 0444 B

In the effort to improve our products, we reserve the right to make changes judged to be necessary.

